

Minimum Quantity for Group Products extension User Manual



Magento 2 Minimum Quantity for Group Products allows you to set minimum purchase quantity for group products.

Table of Content

1. [Extension Installation Guide](#)
2. [Configuration](#)
3. [Minimum Quantity Settings for Group Products](#)
4. [Minimum Quantity for Group Products in Frontend](#)
5. [Deactivation of Extension in Case of Emergency](#)
6. [FAQs](#)

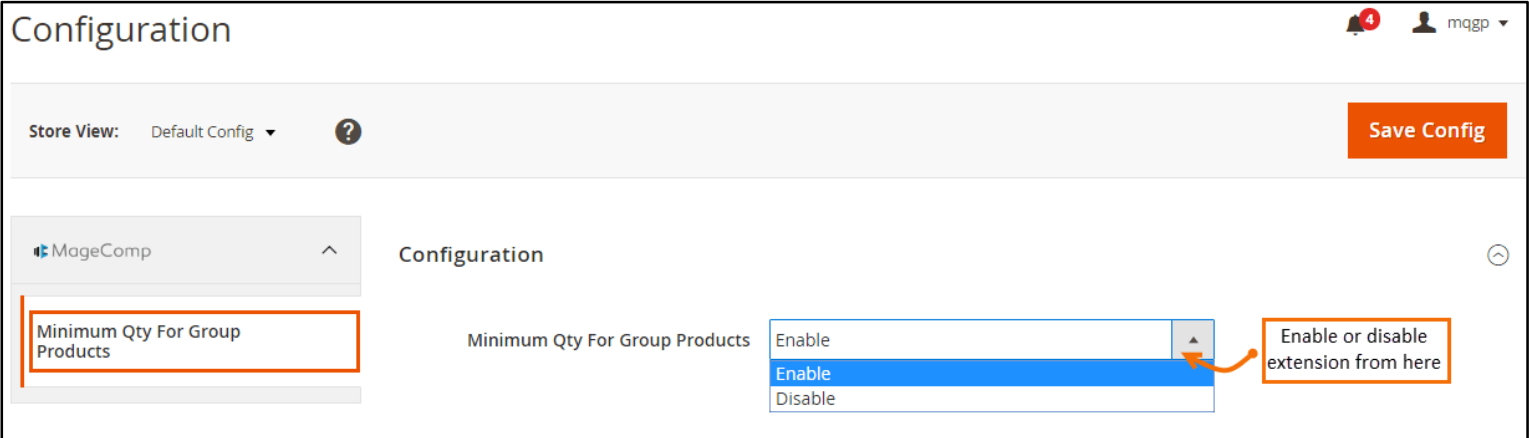
1. Extension Installation Guide

- Go to My downloadable products. The file that you download normally is a zip file.
- Use FTP client (such as Filezilla, WinSCP, cuteFtp) to upload or copy all folders in the zip package to your Magento site root folder. This will not overwrite any existing files, just add new files to the folder structure.
- Open Command line in folder root of Magento and run following command respectively:
 - `php bin/magento setup:upgrade`
 - `php bin/magento setup:static-content:deploy`
 - `php bin/magento indexer:reindex`
 - `php bin/magento cache:flush`
- Navigate to Stores/Configuration, if you can see the extension tab, it is installed properly.
- If you need professional help regarding [Magento Extension Installation](#), Feel free to contact us any time.

2. Configuration

Once you have successfully installed the extension, go to **Store → Configuration** to configure the extension for use. Here you can find option to enable the extension.

- **Minimum Quantity for Group Products:** Option to enable or disable extension.



Configuration

Store View: Default Config ?

Save Config

MageComp

Configuration

Minimum Qty For Group Products

Minimum Qty For Group Products

Enable

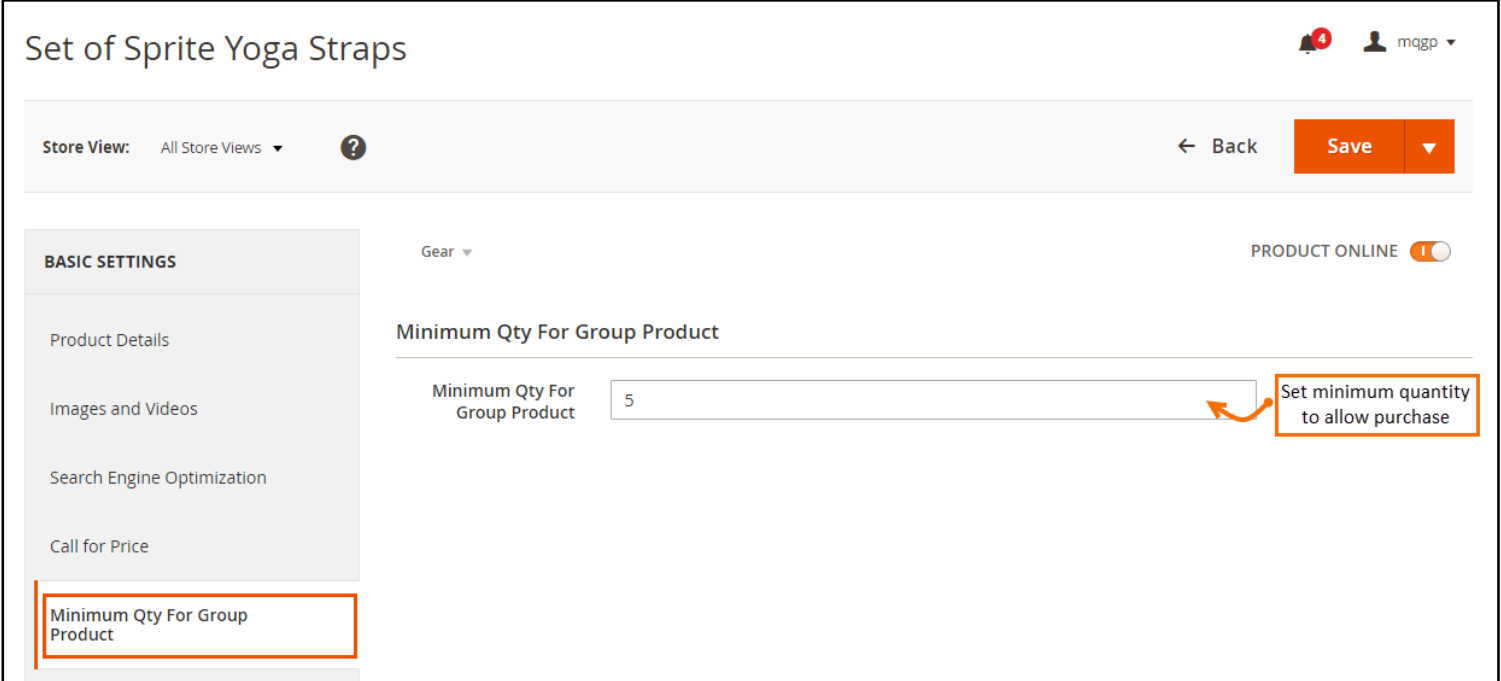
Enable

Disable

Enable or disable extension from here

3. Minimum Quantity Settings for Group Products:

Once you save the configuration, you can set Minimum Quantity for Group Products from backend. Just select a group product for which you want to enable minimum quantity from **Products** → **Catalog** and click **“Minimum Quantity for Group Product”** tab where you can find a text box to set minimum quantity for purchase.



The screenshot displays the Magento 2 admin interface for editing a product named "Set of Sprite Yoga Straps". The page title is "Set of Sprite Yoga Straps" and the user is logged in as "mago". The "Store View" is set to "All Store Views". The "Save" button is visible in the top right corner. The "BASIC SETTINGS" section is active, and the "Minimum Qty For Group Product" tab is selected in the left sidebar. The "Minimum Qty For Group Product" field is set to "5". A callout box with an orange border and arrow points to the input field, containing the text "Set minimum quantity to allow purchase". The "PRODUCT ONLINE" toggle is turned on.


4. Minimum Quantity for Group Products in frontend

After successful configuration and settings of extension, it can be seen enabled for the product for which you have set in backend.

Home > Set of Sprite Yoga Straps

✘ The minimum quantity allowed for purchase is 5.

Making purchase of lesser quantity than set in backend will not allow you to make purchase



Set of Sprite Yoga Straps

Be the first to review this product

\$14.00

IN STOCK
SKU#: 24-WG085_Group

Product Name	Qty
Sprite Yoga Strap 6 foot \$14.00	1
Sprite Yoga Strap 8 foot \$17.00	1
Sprite Yoga Strap 10 foot \$21.00	2




Add to Cart

Even if you try editing product quantity from cart page, it flashes error message if the condition for minimum quantity is not satisfied.

Shopping Cart

Trying updating cart on shopping cart page with lesser quantity will show error message

✖ The minimum quantity allowed for Set of Sprite Yoga Straps is 5 .

Item	Price	Qty	Subtotal
 Sprite Yoga Strap 6 foot	\$14.00	1	\$28.00
 Sprite Yoga Strap 8 foot	\$17.00	1	\$34.00
 Sprite Yoga Strap 10 foot	\$21.00	2	\$42.00

Update Cart

Summary

Estimate Shipping and Tax ▼

Subtotal \$104.00

Tax \$0.00

Order Total \$104.00

Go to Checkout

Check Out with Multiple Addresses

5. Deactivation of Extension in Case of Emergency

- Go to `app` → `etc` → `config.php` and find '`Magecomp_Mqgp`' => `1`, and replace `1` with `0`.
- If something goes wrong, please contact us at <https://www.magecomp.com/helpdesk> or send us an email at helpdesk@magecomp.com

6. FAQs:

- **What if I get “Access denied” error after installation of the extension?**


Whenever you get Access denied error while clicking on the extension tab after installation, log out admin panel and re-login.

- **Why Minimum Quantity for Group Products is useful?**

Sometimes group products like furniture set needs to receive minimum order to prepare in order to minimize production cost, bulk supply or many other reasons. Here this extension can be very useful.

Thank You!

Take a look at our other feature rich extensions:



Magento 2 Email Cart extension allows customers to send their shopping cart in Email to admin.

[Know More...](#)



Magento 2 Call for Price extension helps hiding product price and “Add to Cart” and replace it with “Call For Price” button to encourage visitors to contact you for quote.

[Know More...](#)

**VISIT OUR
MAGENTO STORE**